

10

9

8

7

6

5

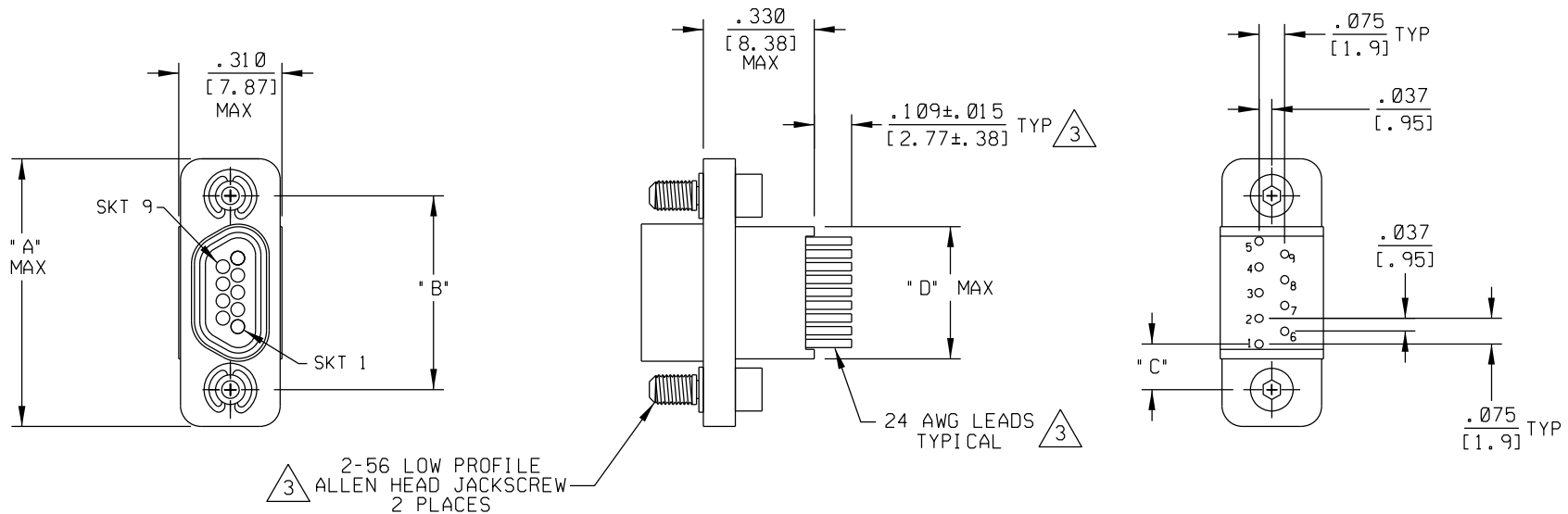
4

3

2

SD-8362X1212

PART REV	DWG ISSUE	DATE	ECN NO.	APPVD BY	REL BY



PART NUMBER	SIZE	"A" MAX	"B"	"C"	"D" MAX
836211212	9	.785 [19.94]	.565 [14.35]	.133 [3.38]	.385 [9.78]
836221212	15	.935 [23.75]	.715 [18.16]	.170 [4.32]	.540 [13.72]
836231212	21	1.085 [27.56]	.865 [21.97]	.170 [4.32]	.690 [17.53]
836241212	25	1.185 [30.10]	.965 [24.51]	.183 [4.65]	.790 [20.07]
836251212	31	1.335 [33.91]	1.115 [28.32]	.183 [4.65]	.940 [23.88]
836261212	37	1.485 [37.27]	1.265 [32.13]	.183 [4.65]	1.090 [27.69]

5. SEE SHEET 2 FOR RECOMMENDED PCB LAYOUTS
 4. PERFORMANCE: MEETS OR EXCEEDS REQUIREMENTS OF MIL-DTL-83513

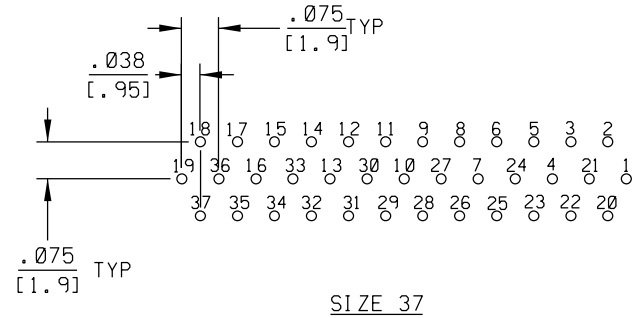
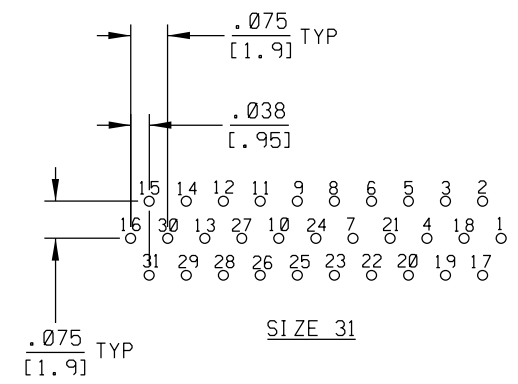
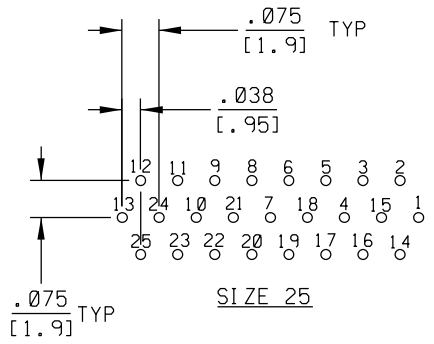
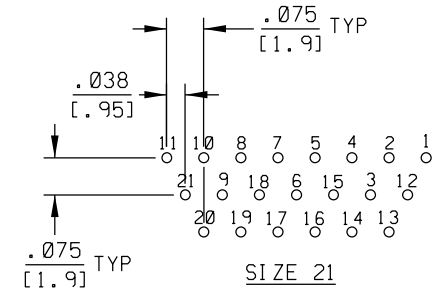
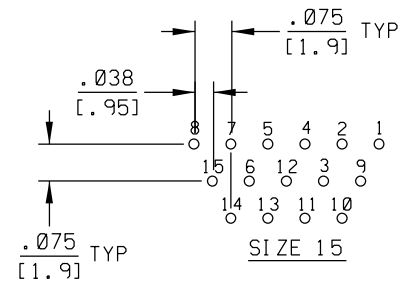
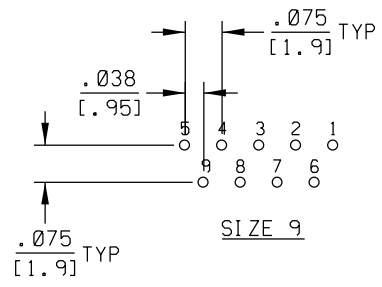
3 CONSULT FACTORY FOR AVAILABLE OPTIONS

- 2 MATERIALS:
 SHELL: 6061-T6 ALUMINUM PER SAE-AMS-QQ-A200/8,
 NICKEL PLATED PER AMS 2404
 INSULATOR AND BACKSHELL: PPS PER MIL-M-24519 GST-40F, COLOR: BLACK
 SOCKET CONTACTS: C21000 BRASS ALLOY PER ASTM B36,
 GOLD PLATED PER ASTM B488
 24 AWG LEADS: TIN PLATED COPPER PER A-A-59551 TYPE S
 HARDWARE: PASSIVATED STAINLESS STEEL IAW MIL-DTL-83513/5
 INTERFACIAL SEAL: FLUOROSILICONE PER MIL-R-25988
 1. MARKING: UMI, DATE CODE, UMI P/N.

NOTES: UNLESS OTHERWISE SPECIFIED

QUALITY SYMBOLS	UNLESS SPECIFIED: ALL DIMENSIONS IN INCHES/MM	SCALE 3:1	DWG SIZE B	THIRD ANGLE PROJECTION	REVISE ON CAD ONLY
MAJOR ▲	GENERAL TOLERANCES: 3 PLACE ±.005/.13 2 PLACE ±.01/.25 ANGULAR ±2°	DRAWN BY & DATE DW 1-4-12	TITLE: CIRCUIT CONNECTOR, RECEPTACLE, SIZES 9 THRU 37, STYLE 17, (.075 X .075), CMI 7RXXS02-S01		
CRITICAL ▽		CHECKED BY & DATE	MATERIAL: 2 3 Uti-Mate Connector Inc.		
SPC ▽	Uti-Mate CAGE CODE 58967	APPROVED BY & DATE	CAD FILENAME SD-8362X1212-1.DGN	PART NO. SEE TABLE	DRAWING NO. SD-8362X1212
					SHEET NO. 1 OF 2
			THIS DRAWING CONTAINS INFORMATION THAT IS PROPRIETARY TO ULTI-MATE INCORPORATED AND SHOULD NOT BE USED WITHOUT WRITTEN PERMISSION.		REV -

PART REV	DWG ISSUE	DATE	ECN NO.	APPVD BY	REL BY



SEE SHEET 1 FOR GENERAL NOTES

QUALITY SYMBOLS MAJOR ▽ = CRITICAL ▽/C = SPC ▽/S =	UNLESS SPECIFIED: ALL DIMENSIONS IN INCHES/MM	SCALE 3:1 DWG SIZE B	THIRD ANGLE PROJECTION REVISE ON CAD ONLY	
	GENERAL TOLERANCES: 3 PLACE ±.005/.13 2 PLACE ±.01/.25 ANGULAR ±2°	DRAWN BY & DATE DW 1-4-12	TITLE: RECOMMENDED PCB LAYOUTS STYLE 17 (.075 X .075) RECEPTACLE, SIZES 9 THRU 37, CMI 7RXXS02-S01	
	Ulti-Mate CAGE CODE 58967	CHECKED BY & DATE APPROVED BY & DATE	MATERIAL: SEE SHEET 1	Ulti-Mate Connector Inc.
	CAD FILENAME SD-8362X1212-2.DGN	PART NO. SEE SHEET 1	DRAWING NO. SD-8362X1 21 2	SHEET NO. 2 OF 2
THIS DRAWING CONTAINS INFORMATION THAT IS PROPRIETARY TO ULTI-MATE INCORPORATED AND SHOULD NOT BE USED WITHOUT WRITTEN PERMISSION.			REV	