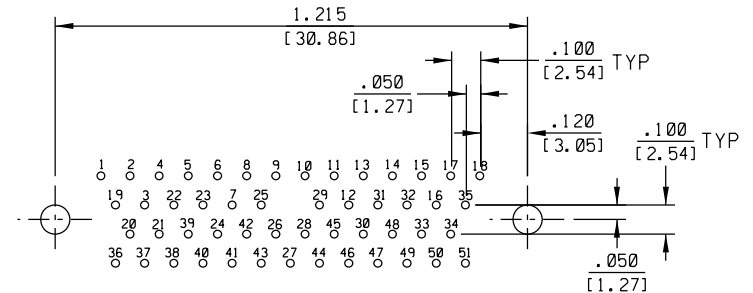
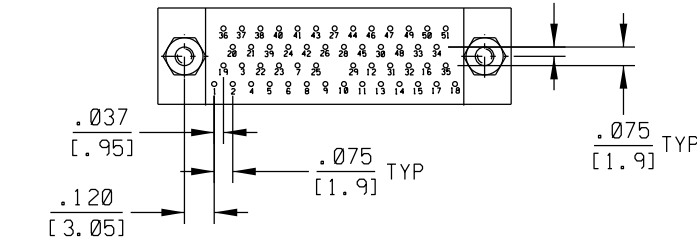
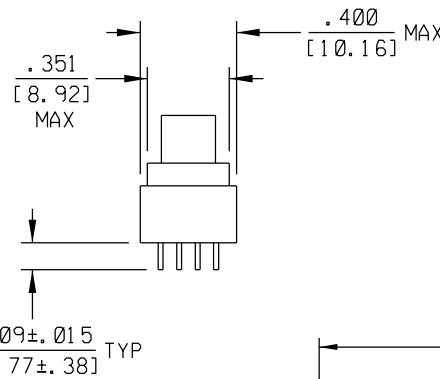
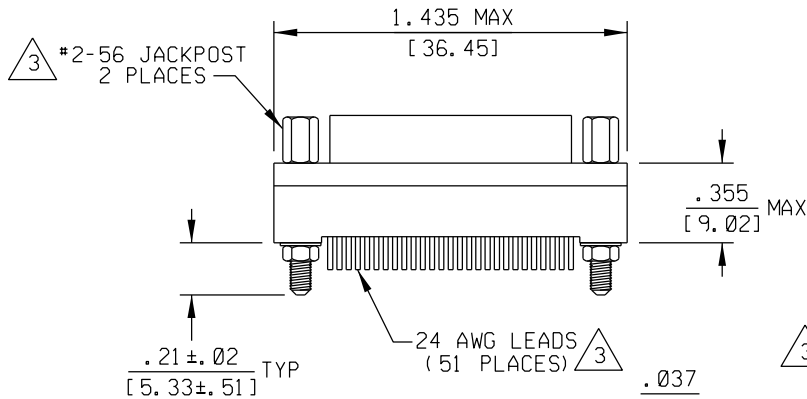
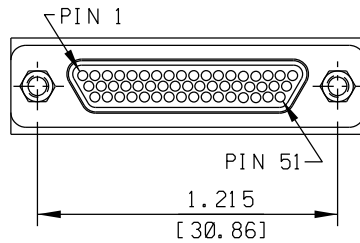


PART REV	DWG ISSUE	DATE	ECN NO.	APPVD BY	REL BY



RECOMMENDED PCB LAYOUT
SCALE 4:1

4. PERFORMANCE: MEETS OR EXCEEDS REQUIREMENTS OF MIL-DTL-83513

3 CONSULT FACTORY FOR AVAILABLE OPTIONS

2 MATERIALS:
SHELL: 6061-T6 ALUMINUM PER SAE-AMS-QQ-A200/8,
NICKEL PLATED PER AMS 2404
INSULATOR AND BACKSHELL: PPS PER MIL-M-24519 GST-40F, COLOR: BLACK
PIN CONTACTS: C17200 BERYLLIUM COPPER PER ASTM B194,
GOLD PLATED PER ASTM B488
24 AWG LEADS: TIN PLATED COPPER PER A-A-59551 TYPE S
HARDWARE: PASSIVATED STAINLESS STEEL IAW MIL-DTL-83513/5
1. MARKINGS: "UMI", UMI DATE CODE, AND UMI PART NUMBER.

NOTES: UNLESS OTHERWISE SPECIFIED.

QUALITY SYMBOLS MAJOR = CRITICAL = SPC =	UNLESS SPECIFIED: ALL DIMENSIONS IN INCHES/MM	SCALE 2:1	DWG SIZE B	THIRD ANGLE PROJECTION	REVISE ON CAD ONLY	
	GENERAL TOLERANCES: 3 PLACE ± .005 / .13 2 PLACE ± .01 / .25 ANGULAR ± 2°	DRAWN BY & DATE DW 12-27-11	TITLE: CIRCUIT CONNECTOR, PLUG (PINS), SIZE 51-3, .075 X .075, CM7R51-3P07-S01			
	Ulti-Mate CAGE CODE 58967	CHECKED BY & DATE APPROVED BY & DATE CAD FILENAME SD-8361 71 91 7.DGN	MATERIAL: 2 3	PART NO. 8361 71 91 7	DRAWING NO. SD-8361 71 91 7	SHEET NO. 1 OF 1
	THIS DRAWING CONTAINS INFORMATION THAT IS PROPRIETARY TO ULTI-MATE INCORPORATED AND SHOULD NOT BE USED WITHOUT WRITTEN PERMISSION.					REV