MIL-C-55302 / 60

UER-MF Series

Male Body / Female Contact: .100" Centers — .050" offset

Description: Straight through socket connector with mounting ears. .100" (2.54) centers .050" (1.27) offset

Contacts: 90, 100, 120

Hardware: See page 13

Contact Termination: See page 13

Polarization Configuration: See page 22

Suggested Mounting: See below

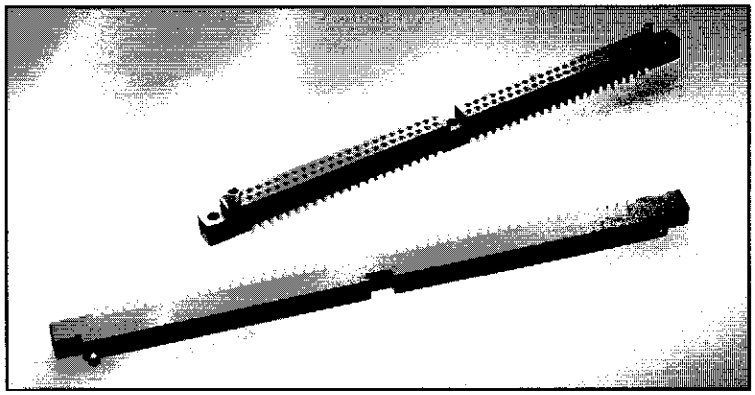

OUTLINE

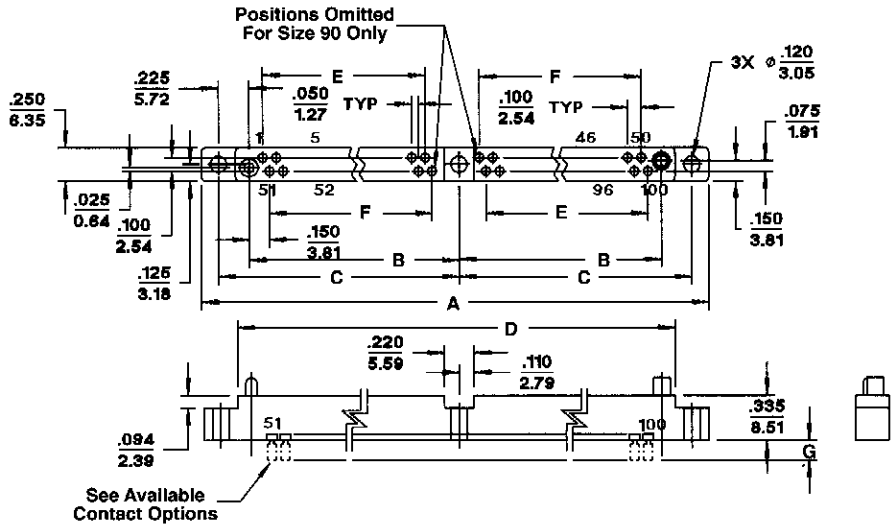

UER 100MF2XF shown

MOUNTING LAYOUT

MIL-C-55302 / 60

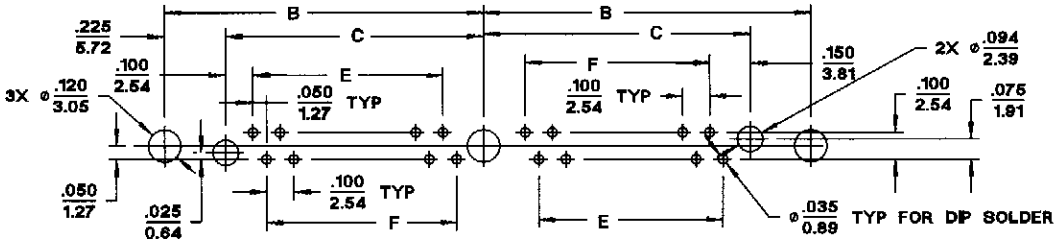

Recommended Hole Pattern Component Side For Fixed Hardware

DIMENSIONS

# Contacts	A	B	C	D	E	F
90	5.650 (143.51)	2.700 (68.58)	2.475 (62.87)	5.150 (130.81)	2.200 (58.88)	2.100 (53.34)
100	6.150 (156.21)	2.950 (74.93)	2.725 (69.22)	5.650 (143.51)	2.400 (60.96)	2.400 (60.96)
120	7.150 (181.61)	3.450 (87.63)	3.225 (81.92)	6.650 (168.91)	2.900 (73.66)	2.900 (73.66)

micross components