



ISO 9001:2008



G874 Connectors

ONLINE CATALOG

Contents

CLICK ON ANY LINE TO GO DIRECTLY TO THE INDICATED PAGE

Navigation Guide	2
Specifications and interface dimensions.	3
<hr/>	
Mating End Assemblies	
Interface Kits	3
Cable Connectors	
Crimp Connectors for Flexible Cable	3
Panel Mounted Crimp Connectors for Flexible Cable.	4
Accessories	
In-Series Adapters	4
Adapters from G874 to Other Series—Non-Locking Interface	5
Adapters from G874 to Other Series—Locking Interface	6
Technical Information	
Cable Groups	7
Ordering and Warranty	8

We have configured this online catalog to take advantage of Acrobat navigation shortcuts (links). However, these links are not visible on the pages— making them visible would compromise the page’s readability.

- Clicking on any entry in the Table of Contents will take you to the indicated page.
- Shown below are the “hot spots” on all of the product pages that will take you to background information on various connector characteristics.
- After you use a link to jump to another page, you can use the “back” arrow in Acrobat’s menu bar to return to the page you jumped from.
- Configure Acrobat Reader to show bookmarks for a table of contents by specific characteristic (for example, cable plugs broken out by cable attachment method).
- To find a specific part number, use Acrobat’s search feature.

In addition, the pages are formatted to fit within the margins of standard laser or inkjet printers—no need to use the “shrink to fit” option when printing pages from Acrobat.

Click [here](#) to go to the Table of Contents

Click on the Delta logo on any page to jump to the table of contents.

Click on the page title to jump to specifications and interface dimensions.

BNC Cable Jacks

Panel Jack—Military Clamp for Flexible Cable

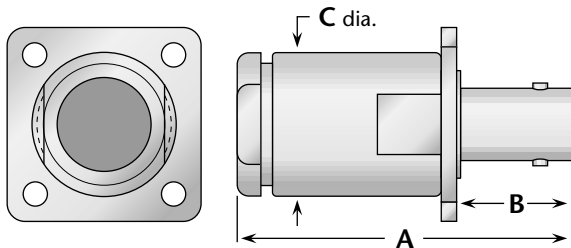


Figure 1

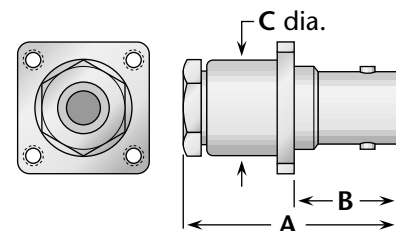


Figure 2

Cable Group	Fig.	Dimensions			Mounting Figure	Plating		Delta P/N	Assembly Procedure/Trim Code
		A	B	C		Body	Contact		
1	1	1.75	.63	.75	33	Nickel	Silver	1011-001-N330	A/20
2, 3	1	1.75	.63	.75	33	Nickel	Silver	1011-004-N330	A/20
5, 6	2	1.16	.55	.50	07	Nickel	Silver	UG-291C/U	A/17

Click here to jump to a guide to Delta cable groups.

Click here to go to Delta’s website if your computer is configured for Web connection via Acrobat.

General Description

Delta G874 connectors are hermaphroditic, 50Ω impedance connectors with an interface compatible with all General Radio GR874 series connectors. This slide-on interface has been a standard for many years on a wide variety of test equipment, due to its good electrical characteristics and ease of mating.

All connectors in this series are also available with a locking interface for added mechanical security where needed. Locking and non-locking interfaces are intermateable.

Specifications

Electrical:

Nominal Impedance: 50 ohms.
Frequency Range: DC–8.5 GHz, or as noted.

Materials/Finishes:

Insulators: Teflon per ASTM-D-1710.
Contacts: Beryllium Copper per ASTM-B-196.
Contact Plating: Interface ends: Nickel per QQ-N-290; solder ends: Silver per

QQ-S-365 or Gold per MIL-G-45204.
Gaskets: Silicone rubber per 2-R-765, Class II, Grade 50.
Other Metal Parts: Brass per ASTM-B-16, Nickel plated per QQ-N-290.

Interface Kit

Figure 1
(Non-locking)

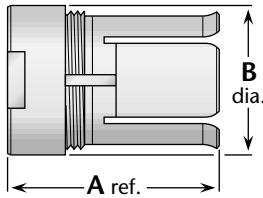


Figure 2
(Locking)

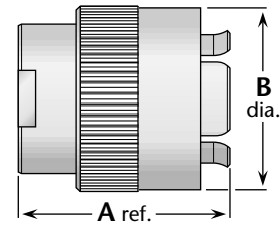


Figure	Dimensions		Plating	Delta P/N
	A	B		
1	1.09	.81	See specifications	2801-000-N000-1
2	1.12	.99	See specifications	2801-000-N000

Cable Connector—Crimp Type for Flexible Cable

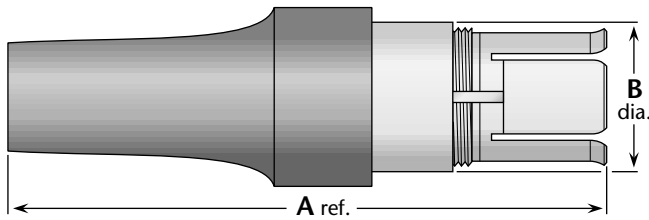


Figure 1
(Non-locking)

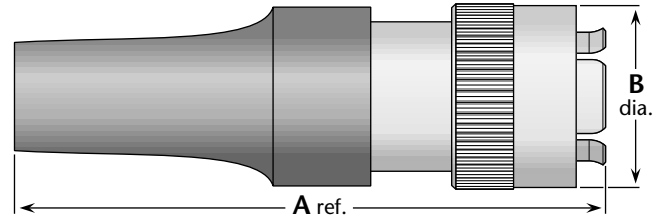
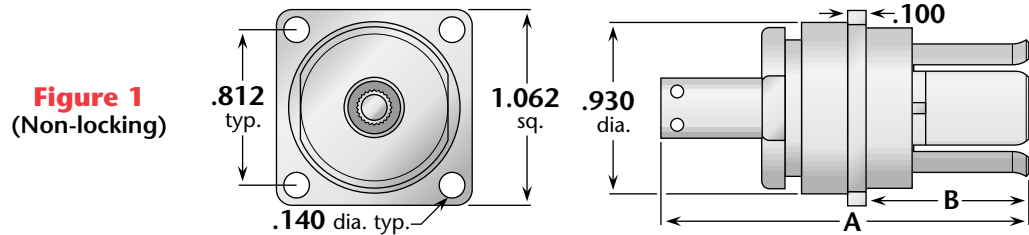


Figure 2
(Locking)

Cable Group	Figure	Dimensions		Plating	Delta P/N	Assembly Procedure/ Trim Code
		A	B			
2, 3	1	3.27	.81	See specifications	2802-002-F001-1	Contact Factory
2, 3	2	3.27	.99	See specifications	2802-002-F001	Contact Factory
5, 6	1	3.27	.81	See specifications	2802-012-N001-1	Contact Factory
5, 6	2	3.27	.99	See specifications	2802-012-N001	Contact Factory
7	1	3.27	.81	See specifications	2802-021-N001-1	Contact Factory
7	2	3.27	.99	See specifications	2802-021-N001	Contact Factory
9	1	3.27	.81	See specifications	2802-037-N001-1	Contact Factory
9	2	3.27	.99	See specifications	2802-037-N001	Contact Factory

Panel Mounted Connector—Crimp Type for Flexible Cable



Cable Group	Figure	Dimensions		Plating		Delta P/N	Assembly Procedure/ Trim Code
		A	B	Body	Contact		
2	1	1.80	.90	Nickel	Nickel/Silver	2811-002-N911	Contact Factory
3	1	1.80	.90	Nickel	Nickel/Silver	2811-004-N911	Contact Factory
5	1	1.86	.90	Nickel	Nickel/Silver	2811-017-N911	Contact Factory
6	1	2.10	.90	Nickel	Nickel/Silver	2811-015-N911	Contact Factory
7	1	1.83	.90	Nickel	Nickel/Silver	2811-021-N911	Contact Factory

Adapters Within Series

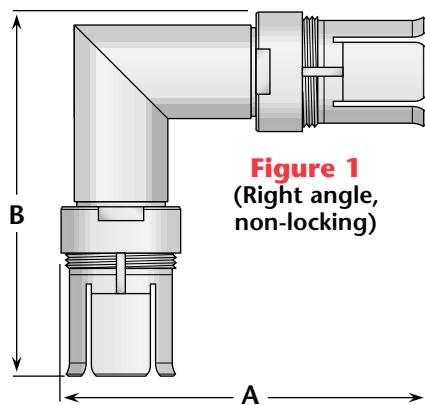


Figure 1
(Right angle,
non-locking)

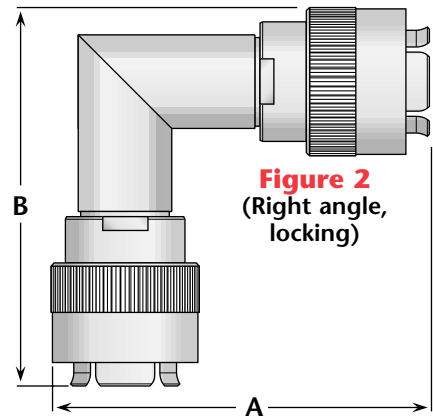


Figure 2
(Right angle,
locking)

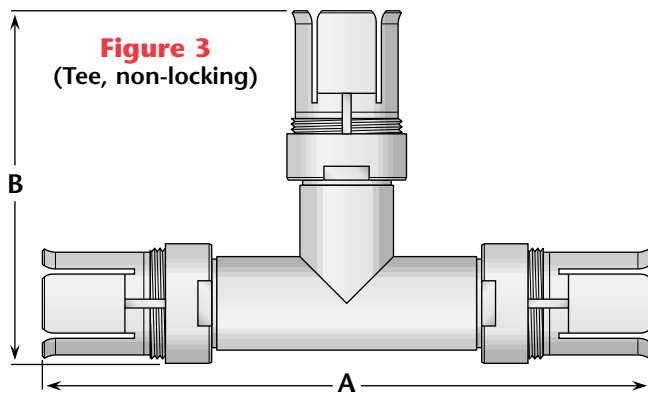


Figure 3
(Tee, non-locking)

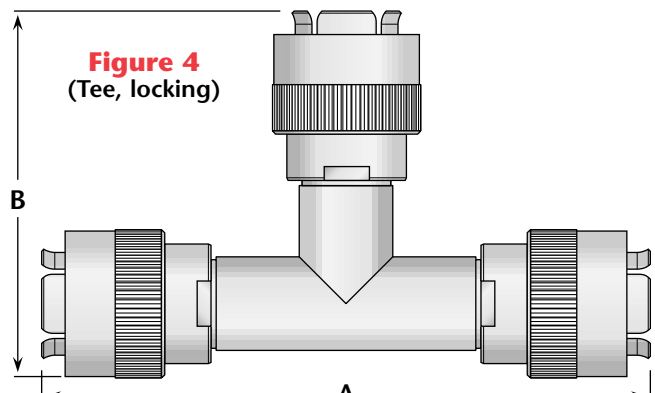
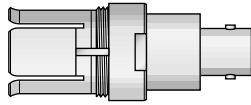


Figure 4
(Tee, locking)

Figure	Dimensions		Plating	Delta P/N
	A	B		
1	2.06	2.06	See specifications	2835-000-N000-1
2	2.15	2.15	See specifications	2835-000-N000
3	3.38	2.09	See specifications	2838-000-N000-1
4	3.38	2.19	See specifications	2838-000-N000

Adapters Between Series—Non-Locking G874 to:

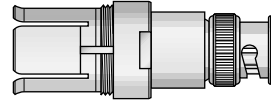
BNC Jack



Length: 1.66
 Nominal Impedance: 50Ω
 Frequency Range: DC-4.0 GHz
 Operating Voltage: 500 max.

Delta P/N 2234-000-N000-31

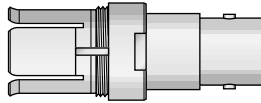
BNC Plug



Length: 1.81
 Nominal Impedance: 50Ω
 Frequency Range: DC-4.0 GHz
 Operating Voltage: 500 max.

Delta P/N 2234-000-N000-14

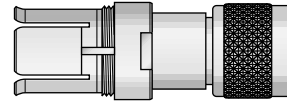
C Jack



Length: 1.91
 Nominal Impedance: 50Ω
 Frequency Range: DC-8.5 GHz
 Operating Voltage: 1000 max.

Delta P/N 2234-000-N000-32

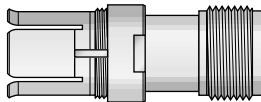
C Plug



Length: 2.05
 Nominal Impedance: 50Ω
 Frequency Range: DC-8.5 GHz
 Operating Voltage: 1000 max.

Delta P/N 2234-000-N000-33

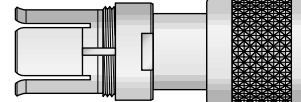
HN Jack



Length: 1.88
 Nominal Impedance: 50Ω
 Frequency Range: DC-8.5 GHz
 Operating Voltage: 1500 max.

Delta P/N 2234-000-N000-36

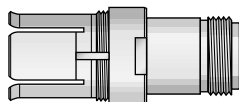
HN Plug



Length: 2.28
 Nominal Impedance: 50Ω
 Frequency Range: DC-8.5 GHz
 Operating Voltage: 1500 max.

Delta P/N 2234-000-N000-37

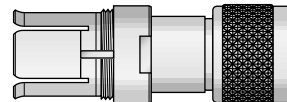
N Jack



Length: 1.63
 Nominal Impedance: 50Ω
 Frequency Range: DC-8.5 GHz
 Operating Voltage: 1000 max.

Delta P/N 2234-000-N000-18

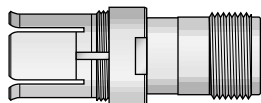
N Plug



Length: 2.01
 Nominal Impedance: 50Ω
 Frequency Range: DC-8.5 GHz
 Operating Voltage: 1000 max.

Delta P/N 2234-000-N000-17

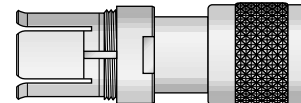
SC Jack



Length: 1.91
 Nominal Impedance: 50Ω
 Frequency Range: DC-8.5 GHz
 Operating Voltage: 1000 max.

Delta P/N 2234-000-N000-51

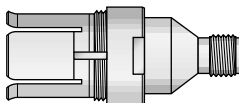
SC Plug



Length: 2.05
 Nominal Impedance: 50Ω
 Frequency Range: DC-8.5 GHz
 Operating Voltage: 1000 max.

Delta P/N 2234-000-N000-52

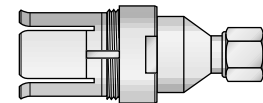
SMA Jack



Length: 1.68
 Nominal Impedance: 50Ω
 Frequency Range: DC-8.5 GHz
 Operating Voltage: 335 max.

Delta P/N 2234-000-N000-41

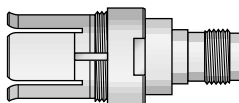
SMA Plug



Length: 1.84
 Nominal Impedance: 50Ω
 Frequency Range: DC-8.5 GHz
 Operating Voltage: 335 max.

Delta P/N 2234-000-N000-42

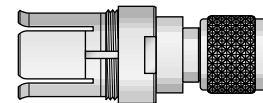
TNC Jack



Length: 1.66
 Nominal Impedance: 50Ω
 Frequency Range: DC-8.5 GHz
 Operating Voltage: 500 max.

Delta P/N 2234-000-N000-23

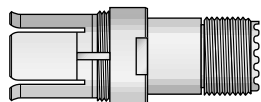
TNC Plug



Length: 1.87
 Nominal Impedance: 50Ω
 Frequency Range: DC-8.5 GHz
 Operating Voltage: 500 max.

Delta P/N 2234-000-N000-45

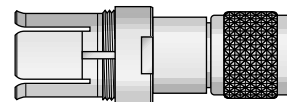
UHF Jack



Length: 1.80
 Nominal Impedance: Nonconstant
 Frequency Range: UHF Range
 Operating Voltage: 500 max.

Delta P/N 2234-000-N000-48

UHF Plug

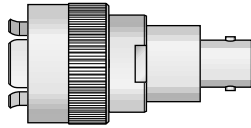


Length: 2.06
 Nominal Impedance: Nonconstant
 Frequency Range: UHF Range
 Operating Voltage: 500 max.

Delta P/N 2234-000-N000-29

Adapters Between Series—Locking G874 to:

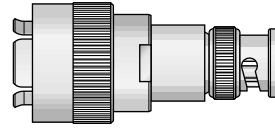
BNC Jack



Delta P/N **2234-000-N000-15**

Length: 1.66
Nominal Impedance: 50Ω
Frequency Range: DC-4.0 GHz
Operating Voltage: 500 max.

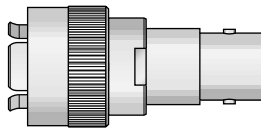
BNC Plug



Delta P/N **2234-000-N000-30**

Length: 1.81
Nominal Impedance: 50Ω
Frequency Range: DC-4.0 GHz
Operating Voltage: 500 max.

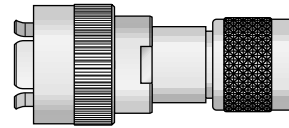
C Jack



Delta P/N **2234-000-N000-34**

Length: 1.91
Nominal Impedance: 50Ω
Frequency Range: DC-8.5 GHz
Operating Voltage: 1000 max.

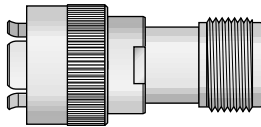
C Plug



Delta P/N **2234-000-N000-35**

Length: 2.05
Nominal Impedance: 50Ω
Frequency Range: DC-8.5 GHz
Operating Voltage: 1000 max.

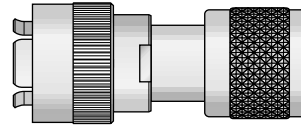
HN Jack



Delta P/N **2234-000-N000-38**

Length: 1.88
Nominal Impedance: 50Ω
Frequency Range: DC-8.5 GHz
Operating Voltage: 1500 max.

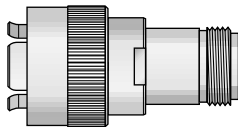
HN Plug



Delta P/N **2234-000-N000-39**

Length: 2.28
Nominal Impedance: 50Ω
Frequency Range: DC-8.5 GHz
Operating Voltage: 1500 max.

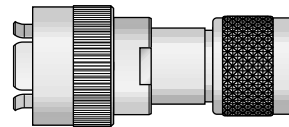
N Jack



Delta P/N **2234-000-N000-40**

Length: 1.63
Nominal Impedance: 50Ω
Frequency Range: DC-8.5 GHz
Operating Voltage: 1000 max.

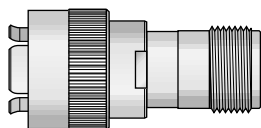
N Plug



Delta P/N **2234-000-N000-24**

Length: 2.01
Nominal Impedance: 50Ω
Frequency Range: DC-8.5 GHz
Operating Voltage: 1000 max.

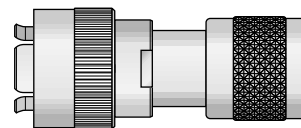
SC Jack



Delta P/N **2234-000-N000-53**

Length: 1.91
Nominal Impedance: 50Ω
Frequency Range: DC-8.5 GHz
Operating Voltage: 1000 max.

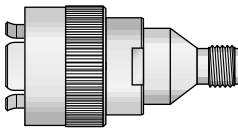
SC Plug



Delta P/N **2234-000-N000-54**

Length: 2.05
Nominal Impedance: 50Ω
Frequency Range: DC-8.5 GHz
Operating Voltage: 1000 max.

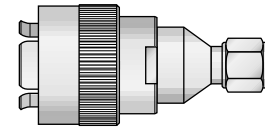
SMA Jack



Delta P/N **2234-000-N000-43**

Length: 1.68
Nominal Impedance: 50Ω
Frequency Range: DC-8.5 GHz
Operating Voltage: 335 max.

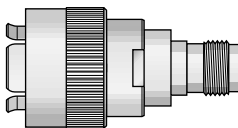
SMA Plug



Delta P/N **2234-000-N000-44**

Length: 1.84
Nominal Impedance: 50Ω
Frequency Range: DC-8.5 GHz
Operating Voltage: 335 max.

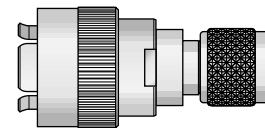
TNC Jack



Delta P/N **2234-000-N000-46**

Length: 1.66
Nominal Impedance: 50Ω
Frequency Range: DC-8.5 GHz
Operating Voltage: 500 max.

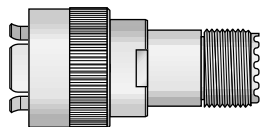
TNC Plug



Delta P/N **2234-000-N000-47**

Length: 1.87
Nominal Impedance: 50Ω
Frequency Range: DC-8.5 GHz
Operating Voltage: 500 max.

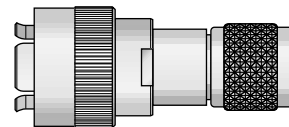
UHF Jack



Delta P/N **2234-000-N000-49**

Length: 1.80
Nominal Impedance: Nonconstant
Frequency Range: UHF Range
Operating Voltage: 500 max.

UHF Plug



Delta P/N **2234-000-N000-50**

Length: 2.06
Nominal Impedance: Nonconstant
Frequency Range: UHF Range
Operating Voltage: 500 max.

Cable Group Finder			
Cable	Group	Cable	Group
RG-5, 5A, B	1A	RG-225	3C
RG-6, 6A	1B	RG-228A	20
RG-8, 8A	2A	RG-302	22
RG-9, 9A, B	3A	RG-303	23
RG-10	15	RG-304	24
RG-11, 11A	2B	RG-316	9A
RG-12	15	RG-316DS	10
RG-13A	3B	RG-393	4
RG-14A	16	RG-400	6A
RG-17A	17	RG-401	12
RG-18A	18	RG-402	13
RG-21, 21A	1A	RG-405	14
RG-22, 22A, B	28	M17/2	1B
RG-55, 55B	6B	M17/6	2B
RG-55A	6A	M17/15	28
RG-58, 58A, C	5	M17/28	5
RG-59, 59A, B	7A	M17/29	7A
RG-62, 62A, B, C	7A	M17/30	7A
RG-71, 71A, B	7B	M17/45	27
RG-108, 108A	27	M17/73	1A
RG-115A	19	M17/162	1A
RG-118A	20	M17/112	1C
RG-122	8A	M17/74	2A
RG-126	21	M17/75	3A
RG-141, 141A	5	M17/127	3C
RG-142, 142A	6A	M17/77	3B
RG-142B	6B	M17/60	6A
RG-143, 143A	1C	M18/84	6A
RG-174	9A	M17/128	6A
RG-174DS	10	M17/97	7A
RG-178, 178A, B	11	M17/54	8A
RG-179A, 179B	9B	M17/95	8B
RG-180, 180A, B	8B	M17/137	8B
RG-187, 187A	9B	M17/152	9A
RG-188, 188A	9A	M17/93	11
RG-195	8B	M17/129	12
RG-196, 196A	11	M17/130	13
RG-210	7A	M17/133	14
RG-212	1C	M17/78	16
RG-213	2A	M17/165	16
RG-214	3A	M17/176	30
RG-215	15	AT&T 735A	31
RG-217	16	Belden 8281	26
RG-218	17	Belden 9207	29
RG-219	18	Dearborn 6207	29
RG-222	1C	IBM 7362211	29
RG-223	6A		

Delta Cable Groups	
Group	Cables
1	1A RG-5, 5A, 5B, 21, 21A; M17/73, /162
	1B RG-6, 6A; M17/2
	1C RG-143, 143A, 212, 222; M17/73, /112, /162
2	2A RG-8, 8A, 213; M17/74
	2B RG-11, 11A; M17/6
3	3A RG-9, 9A, 9B, 214; M17/75
	3B RG-13A, 216; M17/77
	3C RG-225; M17/127
4	RG-393; M17/127
5	RG-58, 58A, 58C, 141, 141A; M17/28, /111
6	6A RG-55A, 142, 142A, 223, 400; M17/60, /84, /128
	6B RG-55, 55B, 142B; M17/60, /84
7	7A RG-59, 59A, 59B, 62, 62A, 62B, 62C, 210; M17/29, /30, /97
	7B RG-71, 71A, 71B; M17/90
8	8A RG-122; M17/54
	8B RG-180, 180A, 180B, 195; M17/95, /137
9	9A RG-174, 188, 188A, 316; M17/152
	9B RG-179A, 179B, 187, 187A; M17/94, /136
10	Double-Shielded RG-174, 316; M17/152
11	RG-178, 178A, 178B, 196, 196A; M17/93
12	.250" semi-rigid; RG-401; M17/129
13	.141" semi-rigid; RG-402; M17/130
14	.085" semi-rigid; RG-405; M17/133
15	RG-10, 12, 215; M17/6, /74
16	RG-14A, 217; M17/78, /165
17	RG-17A, 218
18	RG-18A, 219
19	RG-115A
20	RG-118A, 228A
21	RG-126
22	RG-302
23	RG-303
24	RG-304
25	Special 8X cable; contact factory for details.
26	Belden 8281
27	RG-108, 108A; M17/45
28	RG-22, 22A, 22B; M17/15
29	Belden 9207; Dearborn 6207; IBM 7362211
30	M17/176
31	AT&T 735A



Warranty

We warrant our parts to be free from defects in materials and workmanship for one year from date of purchase. During that time, we will repair or replace (at our option) any parts found to be defective.

This warranty does not apply to parts which have been modified, used in conditions exceeding Delta or military specifications, or disassembled. We will not, under any circumstances, be responsible for consequential or incidental damages or installation costs.

No other warranties apply, and no other liability may be assumed or extended by representatives or distributors.

Returns

Returns will be accepted only with a Return Authorization number issued by Delta, and are subject to inspection and acceptance upon arrival. Restocking charges will be determined prior to issuance of Return Authorization.

All claims for shortages must be made within 30 days of receipt by customer.

Ordering Information

Orders are subject to the terms and conditions on our order acknowledgement, which may only be modified by written agreement prior to sale. Order changes, cancellation, or termination will be accepted only with written approval from Delta Electronics Manufacturing.

Copyright, Trademarks, and Patents

Entire contents copyright 2003, Delta Electronics Manufacturing Corporation. Reproduction rights are hereby granted for, and specifically limited to, printing or other reproduction of drawings and specifications for inclusion in specification or source control drawings, or for purchasing procedures, by Delta customers only.

Heli-Grip, *PressMount*, and the New England Craftsmanship logo are trademarks. The Heli-Grip design is covered by U.S. and foreign patents.

Delta Electronics Manufacturing Corporation
416 Cabot Street, P.O. Box 53
Beverly, MA 01915
FSCM/CAGE 00795

Catalog # G874pdf 1.2 (7/09)